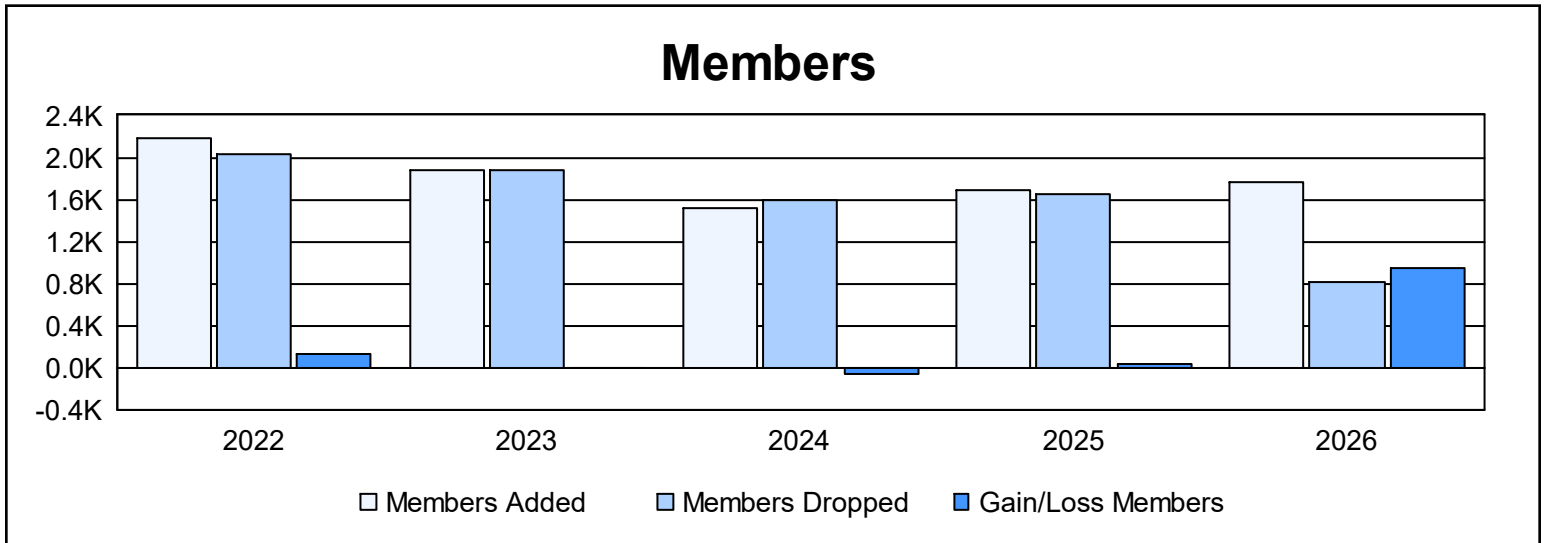
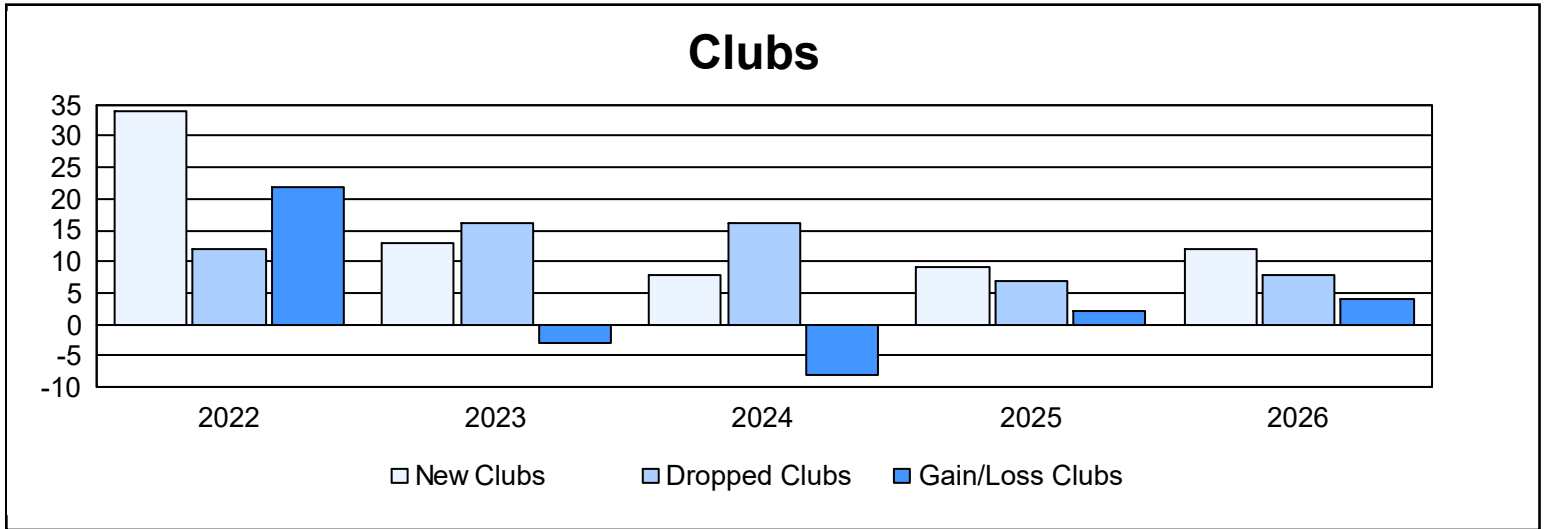
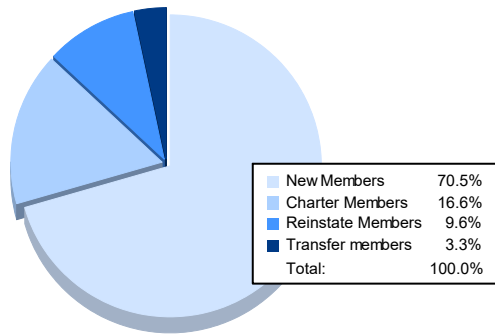


Year	New Clubs	Dropped Clubs	Gain/ Loss Clubs	New Members	Charter Members	Reinstate Members	Transfer Members	Total Member Added	Total Members Dropped	Gain/ Loss Members
2021-2022	34	12	22	1,113	933	90	36	2,172	2,037	135
2022-2023	13	16	-3	1,315	420	92	51	1,878	1,885	-7
2023-2024	8	16	-8	1,151	269	74	30	1,524	1,585	-61
2024-2025	9	7	2	1,154	206	266	65	1,691	1,648	43
2025-2026	12	8	4	1,239	291	169	58	1,757	809	948
Average	15	12	3	1,194	424	138	48	1,804	1,593	212



Membership Composition May 2026 Cumulative



Gender Composition May 2026 Cumulative

